



AURA™ POST SCONCE™

Another Lumenrail® Component
for Life Safety and Light

©2022 John Korom

INDIRECT POST SCONCE LUMINAIRE

This post-mount luminaire is designed for subtle wayfinding, path illumination from railing posts. The Aura™ Post Sconce™ is a series of floating housing shapes that gently reflect illumination onto surrounding surfaces. Aura is available in staid architectural forms and organic curves with incised options available to add patterns of light to your design.

Thoughtfully designed housing combined with the included 316 stainless steel hardware provide superior harsh environment protection and vandal resistance.



LULF6640K5AU-EPBLM

 @wagnercompanies

- Laser cut, 316 stainless steel pipe section housings with welded stand-offs and machine thread hardware
- 116 lumens per watt LED (500mA)
- IK10 impact rating
- 24VDC operation
- ETL wet location listed
- IP67 ingress protection
- Standard in 2700 K, 3000 K and 4000 K
- 3 CCT whites and solid colors available
- Available on fabricated Lumenrail® systems only



SCAN QR CODE
*for technical information,
downloads and instructions.*

PROJECT NAME: _____

REP AGENCY: _____

APPROX. LINEAR FT: _____

SERVICE OPTIONS: Field Measure Job Site Support System Installation



SCAN QR CODE for technical information, downloads and instructions.

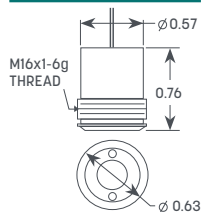
PART NUMBER BUILDER Aura™ is available on fabricated Lumenrail® systems only.

LULF6630K5AU-EPSB4	LULF				AU-		
EXAMPLE	FIXTURE	POST SIZE	COLOR TEMP	DRIVE CURRENT	AURA	INCISED	FINISH
* Indicates stock. Other options may require additional lead-time.	LULF- Lumenpod® 16	66- 1.66" (42mm) Dia Schedule 40 Pipe 90- 1.90" (448mm) Dia Schedule 40 Pipe	*27K- 2700 K *30K- 3000 K *40K- 4000 K BLU- Blue GRN- Green RED- Red AMB- Amber	*5- 500 mA *3- 350 mA	CV- Concave CX- Convex EP- Ellipse RS- Rise <small>See page 3 for housing details.</small>	IN- Laser Incised CI- Custom Incised <small>Leave field blank for solid housing options. Custom Laser Incised option requires digital work.</small>	SB4- Satin Brush #4 BLM- Blast Matte

ELECTRICAL SPECIFICATIONS

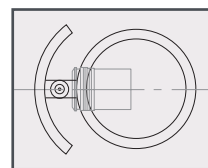
<p>Intertek</p> <p>All electrical connections to be made by a qualified electrician in accordance with all national, state and local electrical codes.</p>	24VDC	ETL LISTED WET, IK10, IP67, CE	0-10V INPUT	-40°F TO +120°F	
	INPUT VOLTAGE	CERTIFICATIONS	DIMMING	OPERATING TEMP	
	CLASS 2 REQUIRED	5 YEARS	UP TO 116 LM/W LED	80+	8"
	DRIVER	WARRANTY	EFFICIENCY	CRI	WIRE LENGTH

LIGHT ENGINE



The Lumenpod® 16's threaded stainless steel body dissipates heat directly into the mounting material. A machined shoulder positions it nearly flush with any diameter handrail, post, flat or square stock.

HOUSING



Our Aura™ Post Sconce™ housings are fabricated on a 5-axis tube laser. The schedule 10 pipe is carved to shape to create an offset medallion housing that floats off the post, surrounded by reflected light. The incised options radial laser patterns are biased to the light center for dynamic visuals.

LUMENGEAR™ LED DRIVER & NEMA ENCLOSURE OPTIONS

Wagner offers multiple ETL listed options for both 24VDC power supplies and NEMA enclosures. Quantities and types will be configured based on your specifications and design. Additional specification options are available by request. Not all options apply to all products. Please verify compatibility with the factory.

CLASS II DRIVERS:

- STD 100W
- Dali, DMX, 0-10V Dimming Protocols
- Multiple Wattages
- Made in USA Units Available

NEMA ENCLOSURES:

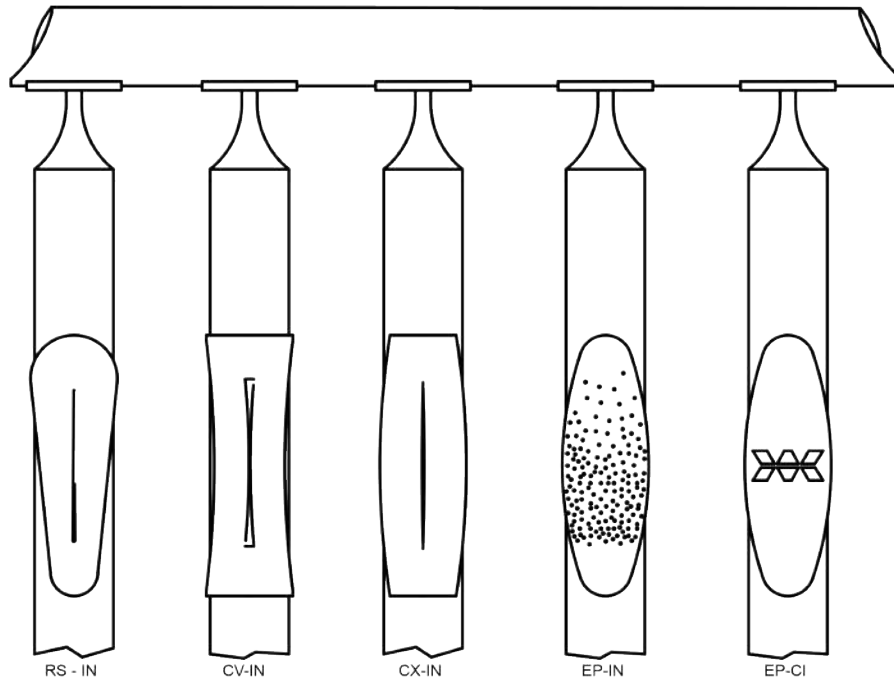
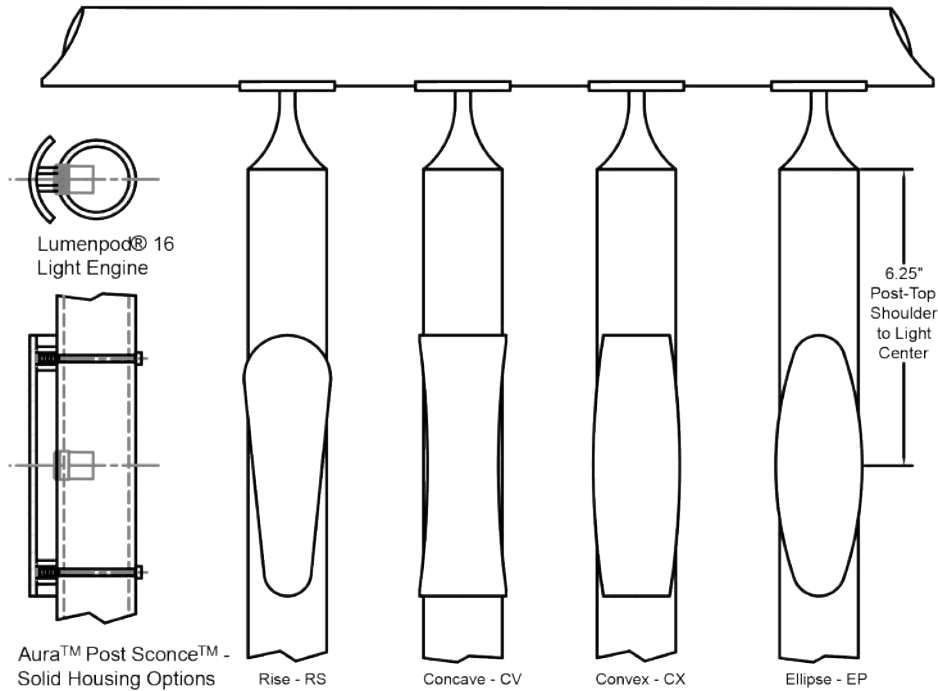
- 4X - Polycarbonate
- 4X - Painted Steel
- 4X - Stainless Steel

Specifications subject to change without notice. Verify data at time of order.

@wagnercompanies



Aura™ Post Sconce™ is available on fabricated Lumenrail® systems only.



Aura Post Sconce - Incised Housing Options (+IN)

All solid Aura housings are available with a laser incised pattern option. The pattern is radial to the center of the housing. This effect allows direct glimpses of the output through the perforations.


Aura Post Sconce - Custom Incised Option (+CI)

Custom patterns are available with some image constraints. Please supply digital artwork for custom pattern or logo review.



Aura™ Post Sconce™ is available on fabricated Lumenrail® systems only.

The unique backlight created from the indirect light engine makes Aura an ideal luminaire for applications with surfaces behind a railing on stairs, ramps and walkways.




LULF6640KAU-EPBLM

Aura Post Sconce - Solid Housing Options

Our indirect Post Sconce fixtures are available with solid housings for each design that redirects their output onto the railing structure and surfaces behind the rails.



AU-EPBLM



AU-CVSB4



AU-RSBLM



AU-CXBLM



Aura™ Post Sconce™ is available on fabricated Lumenrail® systems only.

The unique backlight created from the indirect light engine makes Aura an ideal luminaire for applications with surfaces behind a railing on stairs, ramps and walkways.



Aura Post Sconce – Incised Housing Options

Our indirect Post Sconce™ fixtures are also available with incised housings for each design. This option incorporates ultra-fine laser cut patterns that allow direct output, in addition to the reflected light onto the railing structure and surfaces behind the rails. Custom incised patterns are available on request.